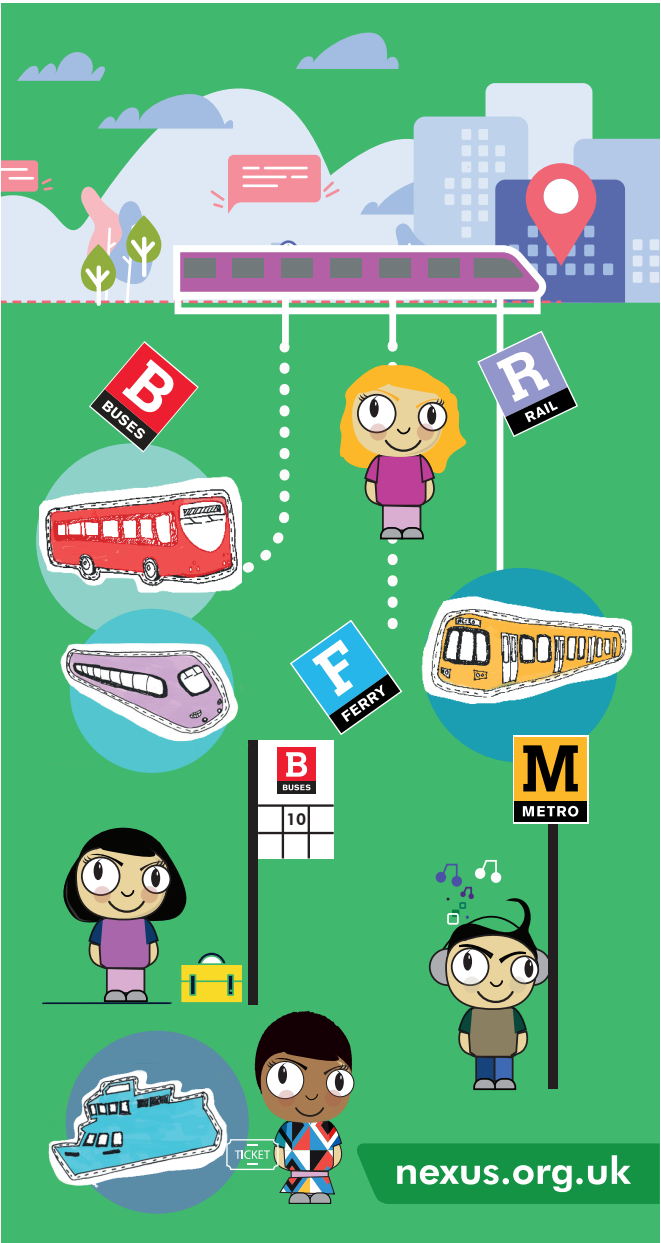


School travel fact file

2020 - 21

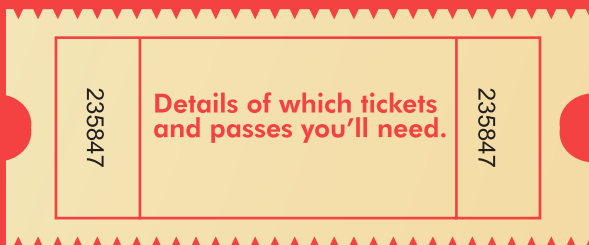


YOUR FACT FILE

Thousands of local pupils use bus or Metro to get to school because they're good value, convenient and safe.

If you're changing school or want to start using public transport - here's everything you need to know.

How to find all the bus and Metro information you'll need to get to school.



And of course, public transport isn't just useful for getting you to school - it lets you get to the shops, meet up with your mates, go to the pictures...

Public transport is miles better for the environment than going by car - and it helps cut down on traffic and pollution around school gates, making them healthier places to be.




It's also a first step towards greater independence for many young people.

Even if you get a lift most days, getting the bus or Metro one day a week still makes your carbon footprint smaller.



And instead of getting a lift the whole way, how about getting dropped off at a Metro station or bus stop to finish your journey by public transport?



Or, you could cycle to a Metro or bus station and leave your bike in the new secure lockers or cycle pods. See nexus.org.uk for details



Question:

Under 16 Pop card



all day travel on buses
and Metro



?

Answer:

£1.10



If your child is in Year 11 or below at school, and they live in Tyne and Wear, make sure you get the cheapest fares when you're out and about by applying for an Under 16 Pop card.

Find out more at nexus.org.uk/under16

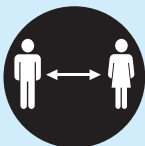


WHAT WE'RE DOING TO MAKE YOUR JOURNEY COVID-SECURE

If you need to travel by bus or Metro,
please follow these guidelines to
help everyone stay safe:



**Wear a face covering -
this is compulsory**



Keep your distance



**Let people get off the
bus or Metro before
you try to get on**



**Wash or sanitise your
hands regularly**



USING THE BUS



If you get a bus to school, you'll probably travel on a normal bus service. But there are about 50 schools in Tyne and Wear which have their own special school bus services, paid for by Nexus, to make sure there are enough bus services to them.

Schools have information about their school bus services.

For details of all the bus services that go to your school, have a look at:
nexus.org.uk/schoolbus

USING THE METRO



Many schools in Tyne and Wear are close to Metro stations.

You can get more information about taking the Metro to school by going to
nexus.org.uk/metro

TIMETABLES

It's easy to find your way round timetables. All bus stops in Tyne and Wear have their own unique timetable showing where buses go and when they leave that stop. If you want a complete timetable then:

How to use a bus timetable

First of all, find the timetable for the direction you need to be travelling in...

Step 1

Find the day you are travelling.

Monday to Friday	Saturday	Sunday
Hour Minutes	Hour Minutes	Hour Minutes
07 20 50	07 32	07 32
08 20 55	08 00 30	08 32
09 30	10 00 30	09 32
10 00 30	11 00 30	10 32
11 00 30	12 00 30	11 32
12 00 30	13 00 30	12 32
13 00 30	14 00 30	13 32
14 00 30	15 00 30	14 32
15 00 30	16 00 30	15 32
16 00 35	17 00 30	16 32
17 10 40	18 00 32	17 32
18 10 40	19 32	18 32
19 32	20 32	19 32
20 32		20 32

Step 2

Find the hour.

Step 3

Look at the row to find when the bus is due.



- The journey planner in our Live Travel Map will find you the right bus or Metro service, and you can either print the whole timetable or just the details of journeys at school times. Or go to: nexus.org.uk/schoolbus for all the school bus timetables for your school.
- Pop into a Nexus TravelShop – the friendly staff will help you, and give you the right timetables.
- Call Nexus on **0191 20 20 747** to ask for the right bus service and bus or Metro times.
- Visit nexus.org.uk

How to use a Metro timetable

You'll only have to wait as little as three minutes and no more than 12 for a Metro on almost all parts of the system. All stations also have platform indicators and timetables like this one below.

Step 1

Find the day you are travelling.

Monday to Friday	Saturday	Sunday
Hour Minutes	Hour Minutes	Hour Minutes
06 05 17 30 42 54	06 09 24 39 54	06 53
07 05 17 29 41 53	07 09 22 32 47	07 23 54
08 05 17 29 41 53	08 02 17 32 47	08 23 53
09 05 17 29 41 53	09 02 17 32 47	09 23 47
10 05 17 29 41 53	10 02 17 32 48	10 17 32 47
11 05 17 29 41 53	11 03 17 29 41 53	11 02 17 32 47
12 05 17 29 41 53	12 05 17 29 41 53	12 02 17 32 47
13 05 17 29 41 53	13 05 17 29 41 53	13 02 17 32 47
14 05 17 29 41 53	14 05 17 29 41 53	14 02 17 32 47
15 05 17 29 41 53	15 05 17 29 41 53	15 02 17 32 47
16 05 17 29 41 53	16 05 17 29 41 53	16 02 17 32 47
17 05 17 29 41 53	17 05 17 29 41 53	17 02 17 32 47
18 04 16 28 40 52	18 04 16 28 40 53	18 02 17 32 47
19 04 18 32 47	19 03 17 32 47	19 02 17 32 47
20 02 17 32 47	20 02 17 32 47	20 02 17 32 47
21 02 17 32 47	21 02 17 32 47	21 02 17 32 47
22 02 17 32 47	22 02 17 32 47	22 02 17 32 47
23 02 17 32	23 02 17 32	23 02 17 32

Step 2

Find the hour.

Step 3

Look at the row to find when the train is due.

TICKETS AND PASSES

Tickets

If you live in Tyne and Wear and are at school in Year 11 or below, make sure you have an Under 16 Pop card. You'll need it to get these special discounted fares on bus, Metro, the Shields Ferry and trains*:

Single - 60p

CAT - £1.10

(CAT is a Child All-day Ticket)

Under 16 Pop cards

Under 16 Pop cards are smartcards – just touch your card on the orange reader on Metro ticket machines or show it to the bus driver to buy the special discounted fares.

If you haven't got an Under 16 Pop card, you'll have to pay more.

**So get an application form
from nexus.org.uk
or a Nexus TravelShop now!**

School Pass

If you travel to and from school by public transport in Tyne and Wear every day, you might find it more convenient to buy a School Pass. It means you've paid for all your travel to school for the term, or school year, in advance – so you don't have to find change for fares every day.

**Pick up an application form
from any Nexus TravelShop
or visit nexus.org.uk**

Free travel

If you live more than 3 miles from your school, you may be entitled to free travel. Your parent or guardian will need to check with your Local Authority.

Also, if you get free school meals or your household qualifies for the maximum level of working tax credit on the date you were given your school place:

- You'll get free travel to any one of your 3 nearest qualifying schools if you live between 2 and 6 miles from it, or
- If your parent requested that you attend a particular school because of their religion or beliefs, you'll get free travel to the nearest suitable school if you live between 2 and 15 miles from it.

*** Northern Rail trains between
Newcastle and Sunderland, and
Newcastle and Metrocentre/Blaydon.**

USING THE BUS TO GET AROUND

Paying for a bus fare

You'll need to show your Under 16 Pop card to the driver when you board the bus to be entitled to pay the child fare. It's ok if you don't have the right money, because the driver can give you change.

Step 1

Wait safely at the bus stop, with your Under 16 Pop card and bus fare ready.



Step 2

Put your hand out to let the bus driver know you want that bus.



Step 3

Once you've bought your ticket, find a seat or hold onto a handrail if none are available.



Step 4

Ring the bell (just once) to let the driver know you want to get off at the next stop.

Keep Safe


Be careful when you leave the bus – don't cross the road if you can't see clearly.

USING THE METRO

Step 1 Buy your ticket from the machine before you get on a Metro. Touch your Under 16 Pop card on the orange reader on the ticket machine to make sure you buy the cheapest tickets.



Step 2 You can pay with cash, card and even with contactless payment. Remember to press the **Buy** button.



Step 3 If you're at a Metro station with gates, and the gates are closed, just put your paper ticket through the orange ticket feeder, magnetic strip down. If your ticket is valid, the gate will open for you. Don't forget to pick up your ticket and take it with you. If your ticket doesn't have a magnetic strip on the back (eg if you've bought a CAT ticket on a bus), just show it to a member of staff and they'll open the gate for you. You won't need to use the validators with your Under 16 Pop card and paper ticket.

Step 4 Stand well back from the platform edge while you wait.



Step 5 When the Metro pulls in, let people get off before you get on.

Step 6

If you're standing, keep hold of the handrail until you reach your station.

Look after yourself

- 1 Walk down escalators, stairs and on platforms - don't run and risk tripping.
- 2 Stand back from the platform edge.
- 3 Don't try and get on a Metro when the doors are closing.
- 4 Metro's not a playground, never throw things at trains and stay off the tracks – you could hurt someone or end up dead.

THE CODE

If you feel unsafe on your journey because of the behaviour of other pupils, other passengers or staff when you're on a school bus service, tell a teacher; if you're on Metro or a non school bus service, tell an appropriate adult.

Our responsibilities to you:

- You can expect to be treated with respect.
- You can expect a safe journey.
- You can expect to travel on a clean vehicle.



Give up your seat to an older or disabled person.



Under 16 Pop cards will be taken from you by inspectors if the card is being misused.

GRAFFITI IS A CRIME

Report crimes and anti-social behaviour to your parents, a teacher, any Nexus staff, or use the **Help Point** if you're at a Metro station.



DO NOT SMOKE

Put your litter or chewing gum in the bin.

Make sure your school bag doesn't block the aisle.

THANKS!

Be polite to the bus driver or Metro inspector.

Keep your feet off the seats.



Be considerate to other passengers – don't be noisy or disturb them.

BUS COMPANY CONTACTS



arrivabus.co.uk
0844 800 44 11

.....

simplygo.com
0845 60 60 260



customerservices@gonortheast.co.uk

.....



stagecoachbus.com
0191 567 5251

.....



**HAVE YOU
GOT SOMETHING
TO SAY?**

If you have any comments or suggestions about your bus or Metro journey, go to the Contact us section at **nexus.org.uk**

PARTNERSHIP

This leaflet was produced by Nexus in partnership with the five Local Authorities in Tyne and Wear.



South Tyneside Council



North Tyneside Council



METRO CONTACTS



Here's how to get in
touch with Metro:

nexus.org.uk/metro

0191 203 3199

contactmetro@nexus.org.uk



And if your query is about safety and security on
public transport, contact the Youth Liaison Officer.

Phone 0191 203 3466

Email schools.liaison@nexus.org.uk

LOST PROPERTY



If you think you've lost something on
the Metro or at an interchange station:

Phone 0191 203 3199.

If you were on a bus when you think
you lost something however, contact the
operator direct – see **nexus.org.uk** for
full contact details.



USEFUL ROAD SAFETY ADVICE



- When out and about be safe and be seen. Wear something bright so traffic can see you.



- Make sure that you're not distracted by a mobile phone and can hear traffic, which might mean removing your headphones, or turning the sound down.

- Where possible cross at crossing places like zebras, pelican crossings and traffic islands.

- Where there are no formal crossing places look both ways and listen out for traffic before crossing.



- Always plan your journey, think about how you are going to get there and which crossing you will use.



THE GREEN CROSS CODE

1. **Think.** First find a safe place to cross then stop.



2. **Stop.** Stand on the pavement near the kerb.

3. **Use your eyes and ears.**

Look all around for traffic and listen.



4. **Wait until it's safe to cross.**

If traffic is coming, let it pass.



5. **Look and listen.** When it is safe, walk straight across the road – do not run.

6. **Arrive alive.** Keep looking and listening for traffic while you cross.